



DRIVING  
WOOD  
TRANSFORMATION™



## STOP REACTING. START COLLABORATING.



### BENEFITS

- Dependable data
- Powerful business intelligence
- Faster responsiveness
- Driver for continuous improvement

### FEATURES

- Automated, analysis-ready reports
- Intuitive dashboards available in real time anywhere, anytime to everyone
- Configurable real-time alerts
- Part of PMP TEAMMATE™, our data historian and manufacturing platform

Planing is the last wood transformation process. It's where you must make the most out of products from previous processes. The line, of course, falls prey to sawing and drying issues, but may also be affected by poorly functioning equipment and issues with the wood that can only be observed once it reaches the planer line. Blockages and undue downgrades become so commonplace that it's hard for you and your managers to sit down to understand and improve the situation.

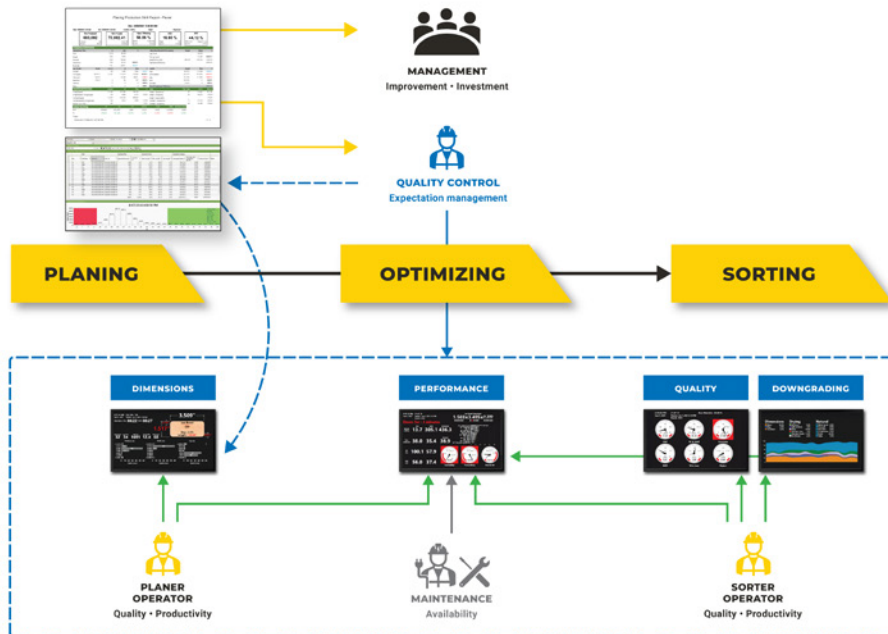
Specifically designed for the wood transformation industry by our team of specialists and part of PMP TEAMMATE™, **PMP WEPLANE™** offers the following benefits and features:

## POWERFUL BUSINESS INTELLIGENCE

We understand that your reporting, although digital, is still managed manually and usually the responsibility of a single person. It usually entails collecting relevant data from every planer line machine, and then manipulating it in a spreadsheet to yield the desired business intelligence (BI). This is a long and tedious process.

We use a manufacturing model that allows PMP WEPLANE to aggregate the data from IIoT-connected equipment and present reliable results in such a way that everyone—from operator to management—gets the intelligence they need, when they need it.

Having timely production-based reports (for example) will often reveal variations that operations and management can use to detect patterns. They reveal the sources of variations—whether machine or human, from the planer line or not. These new insights make it possible to set targets that can be communicated plant-wide and used as steppingstones for continuous improvement.



## FASTER RESPONSIVENESS

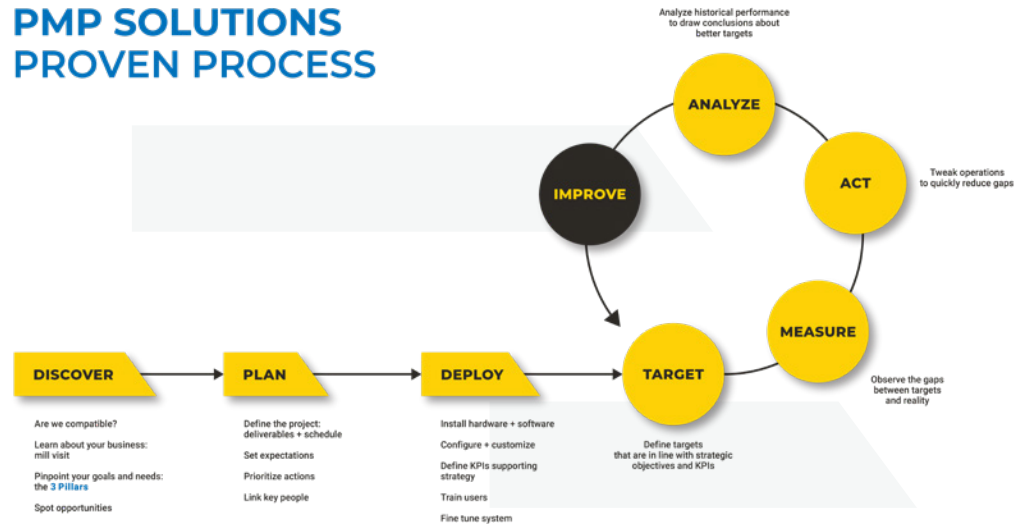
Observation and analysis enable setting new goals. Use your data-driven goals to configure PMP WEPLANE dashboards to enable operators to be more responsive in real time, effectively decreasing degrading and driving up efficiency. The information in our dashboards is the same as the one in reports, also eliminating the need to wait for end-of-shift reports to assess performance.



## DRIVER FOR CONTINUOUS IMPROVEMENT

Data-driven insights available to everyone from PMP WEPLANE will lead you to observe other areas of operations that need improvement. This way, you can enter—as a team—into a cycle of measurement, analysis, and observation that will drive your goals in an endless continuous improvement loop not limited to the planer line.

### PMP SOLUTIONS PROVEN PROCESS

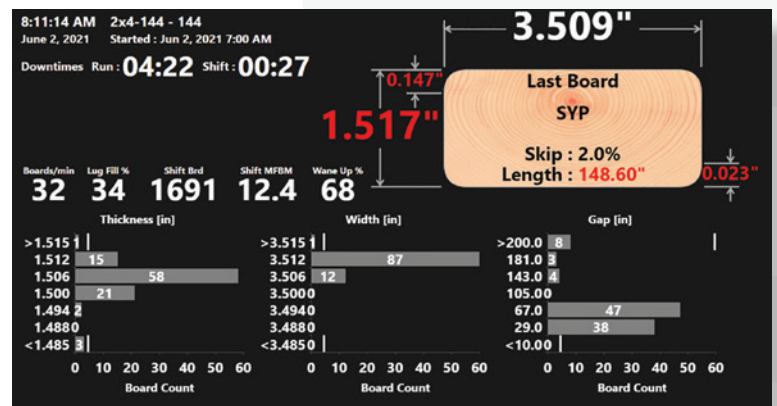


## FEATURES

Beyond coming standard with the full infeed/outfeed history, production, and downtimes, pivot tables for analysis, configurable alerts, and recipe management, PMP WEPLANE features:

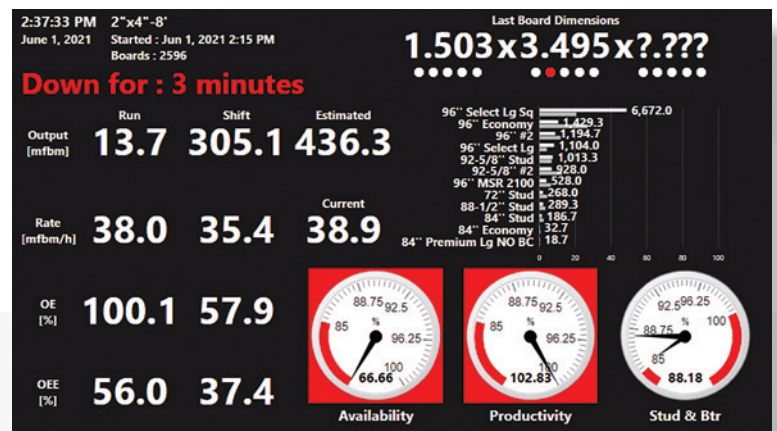
## DIMENSION DASHBOARD

Ensures planing performs correctly, reducing verification times when changing dimension sets or worn-down blades. It displays information about production, downtimes, board dimensions, species (if supplied by the optimizer), the distribution of thicknesses and widths over the last 100 boards, the number of boards per minute, and more.



## PERFORMANCE DASHBOARDS

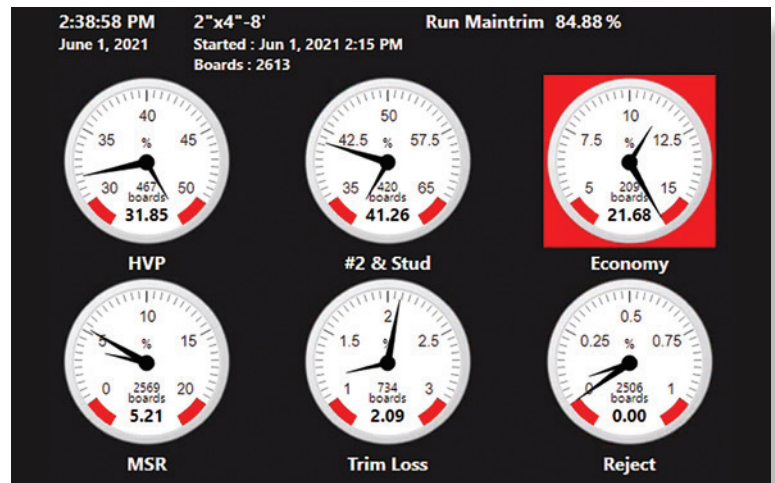
Displays information about production, downtimes, outgoing volumes, production rates, operational effectiveness, overall yield, board dimensions, a list of manufactured products and their distribution, line availability and productivity, as well as a quality indicator.





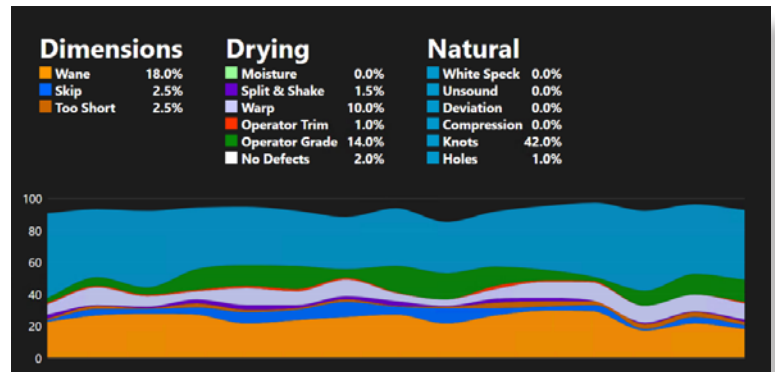
## QUALITY DASHBOARD

Helps you obtain the optimal value for your product mix by enabling users to quickly identify quality issues. It displays information about production such as: total parts produced, percentages of certain grades, lengths, trim losses, and rejects.



## DOWNGRADE DASHBOARD

Reports real-time downgrading and trimming decisions by your optimizers for the last 3000 boards.



DRIVING  
WOOD  
TRANSFORMATION™

300 Dieppe Street  
Québec (QC) G1N 3M8  
CANADA

+1 581-891-7677  
info@pmpsolutions.ca  
[pmpsolutions.ca](http://pmpsolutions.ca)

The information in this document is accurate as of its publication. Actual products may differ from those presented herein.

© 2022 PMP SOLUTIONS. PMP SOLUTIONS, PMP TEAMMATE, PMP WeSaw, PMP WeDry, PMP WePlane, PMP WeTrack, PMP WeSchedule, and their associated logos and slogans are trademarks or registered trademarks of MES-PMP SOLUTIONS, Inc. in the United States and / or other countries. PMP SOLUTIONS reserves the right to change product offerings and specifications without notice.